




STARGATE *S6*

Planned by those who **love** design,
dedicated to those who **love** sustainability.



AQUARAMA[®]

CAR WASH SYSTEM

Technology as protagonist



LED PICTOGRAMS

Completely deep in sealant resin. They indicate the phases of wash.




2 POSITIONS TILTING FLAP

It allows a better care of car drying, in particular in the rear of the car.



HIGH PRESSURE PUMP ON BOARD

42 lt/min - 80 bar integrated into the body of the gantry for an easier assembly and an excellent washing.



SENSIBLE SAFETY DEVICES

They guarantee a timely stop of the gantry in the event of contact with an object or person in the area where the car is being washed.



NEW CONCEPT ELECTRIC MOTORS

Body in Anti-corrosion alloy and stainless steel shaft.



FREQUENCY CONVERTER ON BRUSHES ROTATION

High control of the rotation and the relative constancy of the movement of the brushes on the vehicle.



MAXIMUM SAFETY

Belts loosening detection. Fall prevention system of the drying blade (with spring-loaded hook) and of the horizontal brush.



TRAFFIC LIGHT

Led traffic light, completely deep in sealant resin, controlled by photocells or platform. The green arrows and the red stop provide the help for a perfect positioning of the vehicle.



WHEEL WASH

Availability of telescopic disc wheel washers with stainless steel structure and bristles Twister 21" or in a rotating high pressure version assisted by the dispensing of a highly concentrated chemical product.



For those who love reliability

STRUCTURE

- Frame in galvanized and painted steel
- Upper Claddings in ABS (OPTIONAL)
- Direct gantry towing with Frequency Converter
- High-strength aeronautical type nailing
- Stainless steel bolts

DRYING

- Horizontal blade in painted steel to follow the profile
- Electric lifting with Frequency Converter
- Stainless steel guides
- Lateral drying 2 electric fans (OPTIONAL)
- Anti-fall safety system

HORIZONTAL BRUSH

- Electric lifting with Frequency Converter
- Rotation and electronic power control by Frequency Converter
- Stainless steel guides
- Tow hook safety devices

STANDARD EQUIPMENT

- Hydraulic system with solenoid valves and dedicated ramps
- Dosing pump for shampoo
- Dosing pump for wax
- 5 Frequency Converters
- Self-Service preset fully integrated into the machine electronics

VERTICAL BRUSHES

- Single-beam guide in galvanized steel
- Rotation and electronic power control by Frequency Converter
- Double brushing on the front and back of the car
- Lateral tilt and locking by a pneumatic cylinder
- Tow hook safety devices



LOW MAINTENANCE THANKS TO SELFLUBRICATING MATERIALS

Innovative materials for silent movements requiring no lubrication or maintenance.

STARGATE S6



HIGH PRESSURE PUMPS CABINET/RACK

High pressure pumps system 84 lt/min (2x42) - 80 bar with tank, fitted in insulated stainless steel rack or cabinet.

The gantry for those who **love to choose**



AquaPay Self-Service Payment Systems

ACCEPTS

- Smart Coin Card with value or program



- Banknotes, coins and/or tokens



DISPENSES

- Receipts



- Smart Coin Card



- Coins and/or tokens



Control terminal designed for simple and intuitive use, made with material and finishes burglar-proof to make the Self-Service car wash operational 24 hours a day.

Possibility for the manager to configure each pass to create customized programs.

Possibility for the end customer to add any optional extras to the selected basic wash.



S4

S6

S7

S9

S10

S11

S111

MACHINE DIMENSIONS / Measurements in mm

WASHING HEIGHT	2.100	2.300	2.500	2.800	3.100
WORKING HEIGHT	2.975	3.140	3.340	3.640	3.940
RESTING HEIGHT	2.975	2.975	3.175	3.475	3.775
MACHINE HEIGHT WITH DISMANTLED FEET	2.330	2.330	2.530	2.830	-
MACHINE WIDTH	3.560 - 3.760*				
SPLASH GUARD WIDTH	3.880				
USEFUL PASSAGE WIDTH	2.520				
MACHINE DEPTH	2.000**				
MACHINE WEIGHT	1.800	1.800	2.000	2.200	2.400
RAIL GAUGE	3.000 (2.700-2.800-2.854)				
RAIL LENGTH	10.000	10.000	10.000	12.000	12.000


* Wheel-well clearance

** Without front band

TECHNICAL DATA

WATER PRESSURE	Bar	3 - 5
AIR PRESSURE	Bar	8
VOLTAGE	Hz	400 3 / N / PE 50
TOTAL POWER	kW	10 (16)
CONTROL VOLTAGE	V (dc)	24
DRYING POWER	kW	2x3 roof + 2x4 side

The data provided is indicative and not binding.


AQUARAMA®
 CAR WASH SYSTEM

AQUARAMA Srl

 Località Piano, 38 - 12060 Novello (CN) - ITALY
 Phone +39 0173 776822 - Fax +39 0173 792501
info@aquarama.it - www.aquarama.it
